


AIRFLOW DATA

For a 4 Foot by 4 Foot Unit. Tested with mill finish and no screen

- Free area = 7.68 ft² (0.713 m²)
- Percent free area = 48.0%
- Free area velocity at the point of beginning water penetration (@0.01 oz. / ft² of free area based on a 15 minute interval test) = 775 FPM (3.94 m/s)
- Maximum recommended air intake velocity = 575 FPM (2.92 m/s)
Air volume @ 575 FPM free area velocity = 4417 CFM (2.08 m³/s)
Pressure drop @ 575 FPM free area velocity = 0.06 in. H₂O (14.9 Pa)
- Maximum recommended air exhaust velocity = 1750 FPM (8.89 m/s)
Air Volume @ 1750 FPM free area velocity = 13440 CFM (6.34 m³/s)
Pressure drop @ 1750 FPM free area velocity = 0.49 in. H₂O (121.7 Pa)



SUGGESTED SPECIFICATIONS:

GENERAL: Furnish and install where indicated on the drawings C/S 6" (152.4 mm) STEP BLADE FIXED EXTRUDED MULLION LOUVER **MODELS A6110-A6130** as manufactured by Construction Specialties, Inc. Cranford, New Jersey and Mississauga, Ontario. Complete details shall be submitted to the architect for approval prior to fabrication. The supplier must be a member of AMCA or BSRIA.

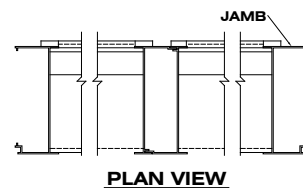
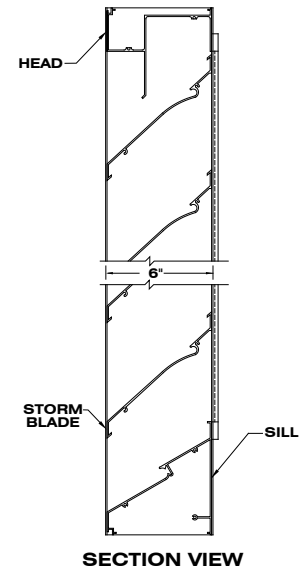
MATERIAL: Heads, sills and jambs to be one piece structural members of 6063-T52 alloy with integral caulking slot and retaining beads. Mullions shall be sliding interlock type. Blades to be one-piece extrusions with reinforcing bosses. Extrusion thickness shall be as follows: Heads, sills, jambs and mullions: 0.081" (2.06 mm) or 0.125" (3.18 mm) Fixed Blades: 0.081" (2.06 mm) or 0.125" (3.18 mm) All fasteners to be stainless steel. All louvers to be furnished with 5/8" (15.87 mm) flattened expanded mesh, aluminum bird screen with a .055" (1.4 mm) thick extruded aluminum frame. Screens and screen frames to be standard mill finish.

STRUCTURAL DESIGN: Structural supports shall be designed and furnished by the louver manufacturer to carry a wind load of not less than _____ psf (Pascals). (Note: If this paragraph is omitted or if the design wind load is not specified, the louvers will be manufactured in self-supporting units up to a maximum of 5' (1524 mm) wide by 8' (2438 mm) high. Any additional structural supports required to adequately secure these units within the opening shall be the responsibility of others.)

TEST DATA: The louver manufacturer shall submit test data on a 4' x 4' (1.22 m x 1.22 m) unit showing that the louver conforms to the following: (Based on a 15 min test duration)

Free area:	7.68 ft ² (0.713 m ²)
Free area velocity at point of beginning water penetration (0.01 oz./ft ²):	775 FPM (3.94 m/s)
Intake pressure drop at 0.01 oz./ft ² free area velocity:	0.11 in. H ₂ O (27.3 Pa)
Exhaust pressure drop at 1000 FPM (5.08 m/s) free area velocity:	0.16 in. H ₂ O (39.7 Pa)

FINISH: All louvers shall be finished with C/S Powder Coat, a coating to be 1.5 to 3 mil. thick full strength **100% resin Fluoropolymer coating. Finish to allow zero VOCs** to be emitted into facility of application. Finish to adhere to a 4H Hardness rating. All finishing procedures shall be one continuous operation in the plant of the manufacturer. **The coating shall meet or exceed all requirements of AAMA specification 2605-5** "Voluntary Specification for High Performance Organic Coatings on Architectural extrusions and Panels." The louver manufacturer shall supply an industry standard **20-year limited warranty against failure or excessive fading** of the Fluoropolymer Powder Coat finish. This limited warranty shall begin on the date of material shipment.



PERFORMANCE DATA MODEL A6110-A6130

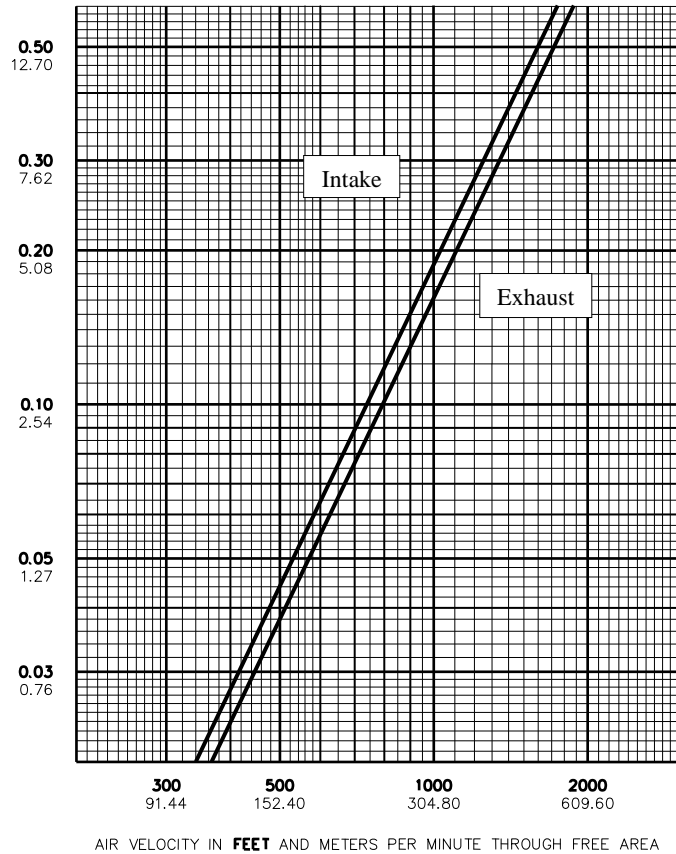
Water Penetration Statement

Width in Inches and Meters

	12	18	24	30	36	42	48	54	60
	0.30	0.46	0.61	0.76	0.91	1.07	1.22	1.37	1.52
18	0.30	0.56	0.82	1.08	1.34	1.60	1.86	2.12	2.38
0.46	0.03	0.05	0.08	0.10	0.12	0.15	0.17	0.20	0.22
24	0.50	0.92	1.34	1.77	2.19	2.62	3.04	3.47	3.89
0.61	0.05	0.09	0.12	0.16	0.20	0.24	0.28	0.32	0.36
30	0.67	1.24	1.81	2.38	2.95	3.53	4.10	4.67	5.24
0.76	0.06	0.12	0.17	0.22	0.27	0.33	0.38	0.43	0.49
36	0.84	1.55	2.27	2.99	3.71	4.42	5.14	5.86	6.57
0.91	0.08	0.14	0.21	0.28	0.34	0.41	0.48	0.54	0.61
42	1.03	1.91	2.79	3.67	4.55	5.43	6.31	7.19	8.07
1.07	0.10	0.18	0.26	0.34	0.42	0.50	0.59	0.67	0.75
48	1.25	2.32	3.39	4.46	5.53	6.61	7.68	8.75	9.82
1.22	0.12	0.22	0.31	0.41	0.51	0.61	0.71	0.81	0.91
54	1.42	2.64	3.86	5.08	6.31	7.53	8.75	9.97	11.19
1.37	0.13	0.25	0.36	0.47	0.59	0.70	0.81	0.93	1.04
60	1.60	2.97	4.34	5.71	7.08	8.44	9.81	11.18	12.55
1.52	0.15	0.28	0.40	0.53	0.66	0.78	0.91	1.04	1.17
66	1.79	3.32	4.86	6.39	7.93	9.46	10.99	12.53	14.06
1.68	0.17	0.31	0.45	0.59	0.74	0.88	1.02	1.16	1.31
72	1.96	3.65	5.33	7.01	8.70	10.38	12.06	13.75	15.43
1.83	0.18	0.34	0.50	0.65	0.81	0.96	1.12	1.28	1.43
78	2.16	4.00	5.85	7.70	9.55	11.39	13.24	15.09	16.94
1.98	0.20	0.37	0.54	0.72	0.89	1.06	1.23	1.40	1.57
84	2.33	4.32	6.31	8.30	10.30	12.29	14.28	16.28	18.27
2.13	0.22	0.40	0.59	0.77	0.96	1.14	1.33	1.51	1.70
90	2.50	4.63	6.77	8.91	11.05	13.19	15.33	17.47	19.61
2.29	0.23	0.43	0.63	0.83	1.03	1.23	1.42	1.62	1.82
96	2.69	4.99	7.29	9.59	11.89	14.19	16.50	18.80	21.10
2.44	0.25	0.46	0.68	0.89	1.10	1.32	1.53	1.75	1.96
102	2.91	5.40	7.90	10.39	12.89	15.38	17.88	20.37	22.87
2.59	0.27	0.50	0.73	0.97	1.20	1.43	1.66	1.89	2.12
108	3.08	5.73	8.37	11.02	13.66	16.30	18.95	21.59	24.23
2.74	0.29	0.53	0.78	1.02	1.27	1.51	1.76	2.01	2.25
114	3.26	6.05	8.84	11.64	14.43	17.22	20.02	22.81	25.60
2.90	0.30	0.56	0.82	1.08	1.34	1.60	1.86	2.12	2.38
120	3.45	6.41	9.36	12.32	15.28	18.24	21.19	24.15	27.11
3.05	0.32	0.60	0.87	1.14	1.42	1.69	1.97	2.24	2.52
126	3.62	6.73	9.84	12.94	16.05	19.16	22.26	25.37	28.48
3.20	0.34	0.63	0.91	1.20	1.49	1.78	2.07	2.36	2.65
132	3.81	7.08	10.35	13.62	16.89	20.16	23.43	26.70	29.97
3.35	0.33	0.61	0.89	1.17	1.45	1.73	2.02	2.30	2.58
138	3.98	7.40	10.81	14.23	17.64	21.06	24.47	27.89	31.30
3.51	0.37	0.69	1.00	1.32	1.64	1.96	2.27	2.59	2.91
144	4.15	7.71	11.28	14.84	18.40	21.96	25.52	29.08	32.64
3.66	0.39	0.72	1.05	1.38	1.71	2.04	2.37	2.70	3.03
150	4.38	8.13	11.89	15.64	19.39	23.15	26.90	30.65	34.41
3.81	0.41	0.76	1.10	1.45	1.80	1.98	2.50	2.85	3.20
156	4.57	8.49	12.41	16.32	20.24	24.16	28.08	32.00	35.91
3.96	0.42	0.79	1.15	1.52	1.88	2.24	2.61	2.97	3.34
162	4.74	8.81	12.88	16.95	21.01	25.08	29.15	33.21	37.28
4.11	0.44	0.82	1.20	1.57	1.95	2.33	2.71	3.09	3.46
168	4.92	9.13	13.35	17.57	21.78	26.00	30.22	34.43	38.65
4.27	0.46	0.85	1.24	1.63	2.02	2.42	2.81	3.20	3.59
174	5.11	9.49	13.87	18.25	22.63	27.01	31.39	35.78	40.16
4.42	0.47	0.88	1.29	1.70	2.10	2.51	2.92	3.32	3.73
180	5.28	9.81	14.34	18.99	23.40	27.92	32.45	36.98	41.51
4.57	0.49	0.91	1.33	1.71	2.17	2.59	3.01	3.44	3.86
186	5.47	10.16	14.85	19.54	24.24	28.93	33.62	38.31	43.00
4.72	0.51	0.94	1.38	1.82	2.25	2.69	3.12	3.56	3.99
192	5.64	10.48	15.31	20.15	24.99	29.82	34.66	39.50	44.33
4.88	0.52	0.97	1.42	1.87	2.32	2.77	3.22	3.67	4.12
198	5.87	10.90	15.93	20.96	26.00	31.03	36.06	41.09	46.12
5.03	0.55	1.01	1.48	1.95	2.42	2.88	3.35	3.82	4.28

Height in Inches and Meters

STATIC PRESSURE DROP IN INCHES AND MILLIMETERS OF WATER



For a 48" X 48" sized louver

Construction Specialties, Inc.
Manufacturing & Sales Location
www.c-sgroup.com

Cranford, New Jersey
 49 Meeker Avenue 07016
 Telephone: (800) 631-7379
 Fax: (908) 272-2920

Mississauga, Ontario
 895 Lakefront Promenade L5E 2C2
 Telephone: (888) 895-8955
 Fax: (905) 274-6241

*A member of the C/S Group of Companies
 For assistance with overseas requirements,
 call C/S International (908) 236-0800*

Upper Numerals English Units/Lower Numerals Metric Units