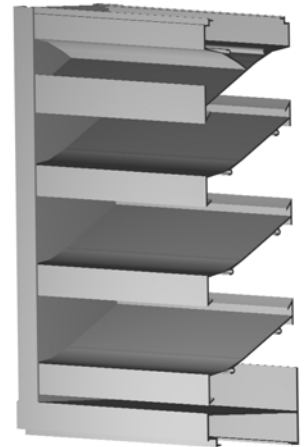



Construction Specialties Inc. certifies that the louver model A4080 - A4085 shown herein is licensed to bear the AMCA Seal. The ratings shown are based on tests and procedures performed in accordance with AMCA Publication 511 and comply with the requirements of the AMCA Certified ratings Program. The AMCA Certified Ratings Seal applies to air performance ratings and water penetration ratings.



**TEST DATA:**

For a 4 Foot by 4 Foot Unit. Tested with mill finish and no screen

- Free area = 8.65 ft<sup>2</sup> (0.804 m<sup>2</sup>)
- Percent free area = 54%
- Free area velocity at the point of beginning water penetration (@0.01oz. /ft<sup>2</sup> of free area based on a 15 minute interval test) = 804 FPM (4.08 m/s)
- Maximum recommended air intake velocity = 604 FPM (3.07 m/s)  
Air volume @ 604 FPM free area velocity = 5225 CFM (2.47 m<sup>3</sup>/s)  
Pressure drop @ 604 FPM intake velocity = 0.07 in. H<sub>2</sub>O (16.6 Pa)
- Maximum recommended air exhaust velocity = 1655.0 FPM (8.41 m/s)  
Air Volume @ 1655 FPM free area velocity = 14315.8 CFM (6.76 m<sup>3</sup>/s)  
Pressure drop @ 1655 FPM free area velocity = 0.50 in. H<sub>2</sub>O (124.2 Pa)

**SUGGESTED SPECIFICATIONS:**

**GENERAL:** Furnish and install where indicated on the drawings C/S 4" (101.6 mm) HIGH PERFORMANCE FIXED EXTRUDED MULLION LOUVER **MODEL A4080-A4085** as manufactured by Construction Specialties, Inc. Cranford, New Jersey and Mississauga, Ontario. Complete details shall be submitted to the architect for approval prior to fabrication.

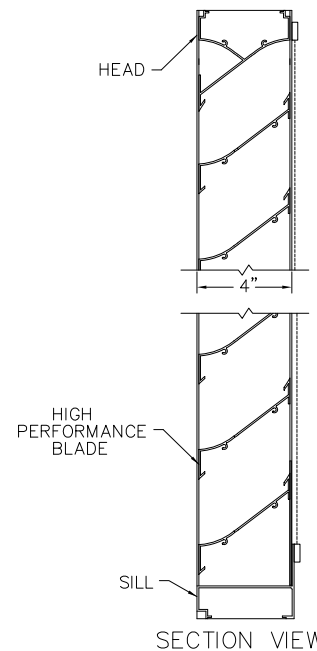
**MATERIAL:** Heads, sills, jambs and mullions to be one piece structural members of 6063-T52 alloy with integral caulking slot and retaining beads. Mullions shall be sliding interlock with integral internal drain(s). Heads to be one piece extrusion with gutter(s) designed to catch and direct water to jamb and mullion drains. Closed cell compression gaskets shall be provided between bottom of the mullion or jamb and the top of the sill to insure leak tight connections. Blades to be one piece extrusions with reinforcing bosses. Extrusion thicknesses shall be as follows: Heads, Sills, jambs and mullions: 0.081" (2.06 mm) or 0.125" (3.18 mm). Fixed Blades: 0.081" (2.06 mm). All fasteners to be aluminum or stainless steel. All louvers to be furnished with 5/8" (15.87 mm) flattened expanded mesh, aluminum bird screen with a .055" (1.40 mm) thick extruded aluminum frame. Screens and screen frames to be standard mill finish.

**STRUCTURAL DESIGN:** Structural supports shall be designed and furnished by the louver manufacturer to carry a wind load of not less than \_\_\_\_\_ psf (Pascals). (Note: If this paragraph is omitted or if the design wind load is not specified, the louvers will be manufactured in self-supporting units up to a maximum of 5' (1524 mm) wide by 8' (2438 mm) high. Any additional structural supports required to adequately secure these units within the opening shall be the responsibility of others.)

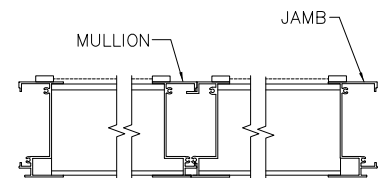
**TEST DATA:** The louver manufacturer shall submit test data on a 4' x 4' (1.22 m x 1.22 m) unit showing that the louver conforms to the following: (Based on a 15 min test duration)

Free area:	8.65 ft <sup>2</sup> (0.804 m <sup>2</sup> )
Free area velocity @ point of beginning water penetration (0.01 oz/ft <sup>2</sup> ):	804 FPM (4.08 m/s)
Intake pressure drop @ 0.01 oz.ft <sup>2</sup> free area velocity:	0.12 in. H <sub>2</sub> O ( 29.8 Pa)
Exhaust pressure drop at 1000 FPM (5.08 m/s) free area velocity:	0.19 in. H <sub>2</sub> O ( 45.5 Pa)

**FINISH:** All louvers shall be finished with C/S Powder Coat, a coating to be 1.5 to 3 mil. thick full strength **100% resin Fluoropolymer coating. Finish to allow zero VOCs** to be emitted into facility of application. Finish to adhere to a 4H Hardness rating. All finishing procedures shall be one continuous operation in the plant of the manufacturer. **The coating shall meet or exceed all requirements of AAMA specification 2605-5** "Voluntary Specification for High Performance Organic Coatings on Architectural extrusions and Panels." The louver manufacturer shall supply an industry standard **20-year limited warranty against failure or excessive fading** of the Fluoropolymer Powder Coat finish. This limited warranty shall begin on the date of material shipment.



SECTION VIEW



PLAN VIEW

# PERFORMANCE DATA MODEL A4080-A4085

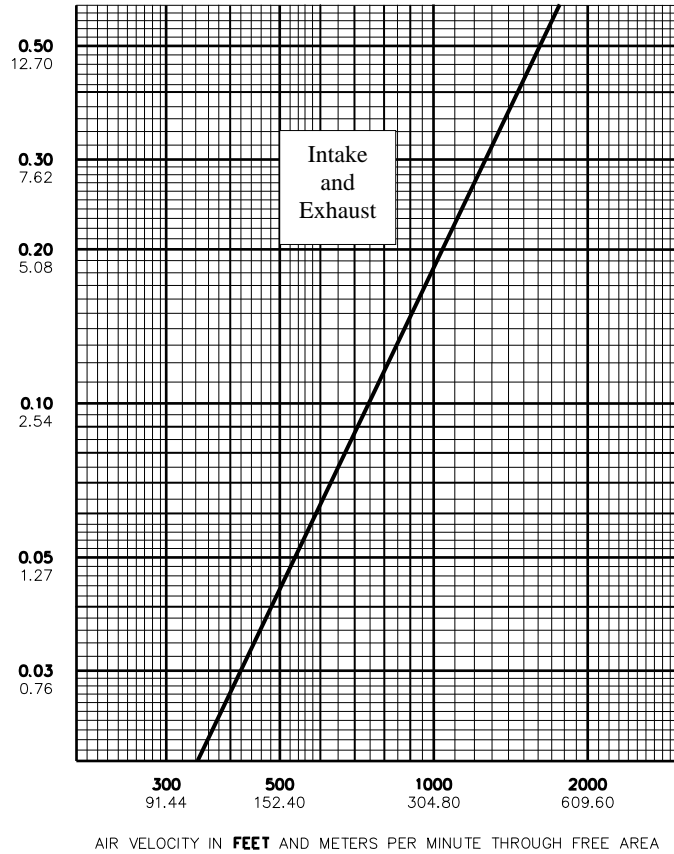
## Water Penetration Statement

### Width in Inches and Meters

	12	18	24	30	36	42	48	54	60
24	0.30	0.46	0.61	0.76	0.91	1.07	1.22	1.37	1.52
0.61	<b>0.66</b>	<b>1.20</b>	<b>1.74</b>	<b>2.27</b>	<b>2.81</b>	<b>3.35</b>	<b>3.89</b>	<b>4.43</b>	<b>4.96</b>
0.76	0.06	0.11	0.16	0.21	0.26	0.31	0.36	0.41	0.46
30	<b>0.81</b>	<b>1.47</b>	<b>2.13</b>	<b>2.79</b>	<b>3.45</b>	<b>4.10</b>	<b>4.76</b>	<b>5.42</b>	<b>6.08</b>
0.76	0.08	0.14	0.20	0.26	0.32	0.38	0.44	0.50	0.56
36	<b>1.07</b>	<b>1.93</b>	<b>2.80</b>	<b>3.67</b>	<b>4.54</b>	<b>5.40</b>	<b>6.27</b>	<b>7.14</b>	<b>8.00</b>
0.91	0.10	0.18	0.26	0.34	0.42	0.50	0.58	0.66	0.74
42	<b>1.21</b>	<b>2.20</b>	<b>3.19</b>	<b>4.18</b>	<b>5.17</b>	<b>6.16</b>	<b>7.14</b>	<b>8.13</b>	<b>9.12</b>
1.07	0.11	0.20	0.30	0.39	0.48	0.57	0.66	0.76	0.85
48	<b>1.47</b>	<b>2.67</b>	<b>3.86</b>	<b>5.06</b>	<b>6.26</b>	<b>7.45</b>	<b>8.65</b>	<b>9.85</b>	<b>11.05</b>
1.22	0.14	0.25	0.36	0.47	0.58	0.69	0.80	0.91	1.03
54	<b>1.62</b>	<b>2.94</b>	<b>4.26</b>	<b>5.57</b>	<b>6.89</b>	<b>8.21</b>	<b>9.53</b>	<b>10.84</b>	<b>12.16</b>
1.37	0.15	0.27	0.40	0.52	0.64	0.76	0.88	1.01	1.13
60	<b>1.88</b>	<b>3.40</b>	<b>4.93</b>	<b>6.45</b>	<b>7.98</b>	<b>9.51</b>	<b>11.03</b>	<b>12.56</b>	<b>14.09</b>
1.52	0.17	0.32	0.46	0.60	0.74	0.88	1.03	1.17	1.31
66	<b>2.02</b>	<b>3.67</b>	<b>5.32</b>	<b>6.97</b>	<b>8.61</b>	<b>10.26</b>	<b>11.91</b>	<b>13.55</b>	<b>15.20</b>
1.68	0.19	0.34	0.49	0.65	0.80	0.95	1.11	1.26	1.41
72	<b>2.28</b>	<b>4.14</b>	<b>5.99</b>	<b>7.85</b>	<b>9.70</b>	<b>11.56</b>	<b>13.41</b>	<b>15.27</b>	<b>17.13</b>
1.83	0.21	0.38	0.56	0.73	0.90	1.07	1.25	1.42	1.59
78	<b>2.43</b>	<b>4.41</b>	<b>6.38</b>	<b>8.36</b>	<b>10.34</b>	<b>12.31</b>	<b>14.29</b>	<b>16.27</b>	<b>18.24</b>
1.98	0.23	0.41	0.59	0.78	0.96	1.14	1.33	1.51	1.69
84	<b>2.69</b>	<b>4.87</b>	<b>7.06</b>	<b>9.24</b>	<b>11.43</b>	<b>13.61</b>	<b>15.80</b>	<b>17.98</b>	<b>20.17</b>
2.13	0.25	0.45	0.66	0.86	1.06	1.26	1.47	1.67	1.87
90	<b>2.83</b>	<b>5.14</b>	<b>7.45</b>	<b>9.75</b>	<b>12.06</b>	<b>14.36</b>	<b>16.67</b>	<b>18.98</b>	<b>21.28</b>
2.29	0.26	0.48	0.69	0.91	1.12	1.33	1.55	1.76	1.98
96	<b>3.09</b>	<b>5.61</b>	<b>8.12</b>	<b>10.63</b>	<b>13.15</b>	<b>15.66</b>	<b>18.18</b>	<b>20.69</b>	<b>23.21</b>
2.44	0.29	0.52	0.75	0.99	1.22	1.46	1.69	1.92	2.16
102	<b>3.24</b>	<b>5.87</b>	<b>8.51</b>	<b>11.15</b>	<b>13.78</b>	<b>16.42</b>	<b>19.05</b>	<b>21.69</b>	<b>24.32</b>
2.59	0.30	0.55	0.79	1.04	1.28	1.53	1.77	2.01	2.26
108	<b>3.50</b>	<b>6.34</b>	<b>9.18</b>	<b>12.03</b>	<b>14.87</b>	<b>17.72</b>	<b>20.56</b>	<b>23.40</b>	<b>26.25</b>
2.74	0.32	0.59	0.85	1.12	1.38	1.65	1.91	2.17	2.44
114	<b>3.64</b>	<b>6.61</b>	<b>9.57</b>	<b>12.54</b>	<b>15.50</b>	<b>18.47</b>	<b>21.43</b>	<b>24.40</b>	<b>27.36</b>
2.90	0.34	0.61	0.89	1.16	1.44	1.72	1.99	2.27	2.54
120	<b>3.90</b>	<b>7.07</b>	<b>10.25</b>	<b>13.42</b>	<b>16.59</b>	<b>19.77</b>	<b>22.94</b>	<b>26.11</b>	<b>29.29</b>
3.05	0.36	0.66	0.95	1.25	1.54	1.84	2.13	2.43	2.72
126	<b>4.05</b>	<b>7.34</b>	<b>10.64</b>	<b>13.93</b>	<b>17.23</b>	<b>20.52</b>	<b>23.82</b>	<b>27.11</b>	<b>30.40</b>
3.20	0.38	0.68	0.99	1.29	1.60	1.91	2.21	2.52	2.82
132	<b>4.31</b>	<b>7.81</b>	<b>11.31</b>	<b>14.81</b>	<b>18.32</b>	<b>21.82</b>	<b>25.32</b>	<b>28.83</b>	<b>32.33</b>
3.35	0.40	0.73	1.05	1.38	1.70	2.03	2.35	2.68	3.00
138	<b>4.45</b>	<b>8.08</b>	<b>11.70</b>	<b>15.33</b>	<b>18.95</b>	<b>22.57</b>	<b>26.20</b>	<b>29.82</b>	<b>33.45</b>
3.51	0.41	0.75	1.09	1.42	1.76	2.10	2.43	2.77	3.11
144	<b>4.71</b>	<b>8.54</b>	<b>12.38</b>	<b>16.21</b>	<b>20.04</b>	<b>23.87</b>	<b>27.70</b>	<b>31.54</b>	<b>35.37</b>
3.66	0.44	0.79	1.15	1.51	1.86	2.22	2.57	2.93	3.29
150	<b>4.86</b>	<b>8.81</b>	<b>12.77</b>	<b>16.72</b>	<b>20.67</b>	<b>24.63</b>	<b>28.58</b>	<b>32.53</b>	<b>36.49</b>
3.81	0.45	0.82	1.19	1.55	1.92	2.29	2.66	3.02	3.39
156	<b>5.12</b>	<b>9.28</b>	<b>13.44</b>	<b>17.60</b>	<b>21.76</b>	<b>25.92</b>	<b>30.09</b>	<b>34.25</b>	<b>38.41</b>
3.96	0.48	0.86	1.25	1.64	2.02	2.41	2.80	3.18	3.57
162	<b>5.26</b>	<b>9.55</b>	<b>13.83</b>	<b>18.11</b>	<b>22.40</b>	<b>26.68</b>	<b>30.96</b>	<b>35.24</b>	<b>39.53</b>
4.11	0.49	0.89	1.28	1.68	2.08	2.48	2.88	3.27	3.67
168	<b>5.52</b>	<b>10.01</b>	<b>14.50</b>	<b>18.99</b>	<b>23.49</b>	<b>27.98</b>	<b>32.47</b>	<b>36.96</b>	<b>41.45</b>
4.27	0.51	0.93	1.35	1.76	2.18	2.60	3.02	3.43	3.85
174	<b>5.67</b>	<b>10.28</b>	<b>14.89</b>	<b>19.51</b>	<b>24.12</b>	<b>28.73</b>	<b>33.34</b>	<b>37.95</b>	<b>42.57</b>
4.42	0.53	0.96	1.38	1.81	2.24	2.67	3.10	3.53	3.95
180	<b>5.93</b>	<b>10.75</b>	<b>15.57</b>	<b>20.39</b>	<b>25.21</b>	<b>30.03</b>	<b>34.85</b>	<b>39.67</b>	<b>44.49</b>
4.57	0.55	1.00	1.45	1.89	2.34	2.79	3.24	3.69	4.13
186	<b>6.07</b>	<b>11.02</b>	<b>15.96</b>	<b>20.90</b>	<b>25.84</b>	<b>30.78</b>	<b>35.72</b>	<b>40.67</b>	<b>45.61</b>
4.72	0.56	1.02	1.48	1.94	2.40	2.86	3.32	3.78	4.24
192	<b>6.33</b>	<b>11.48</b>	<b>16.63</b>	<b>21.78</b>	<b>26.93</b>	<b>32.08</b>	<b>37.23</b>	<b>42.38</b>	<b>47.53</b>
4.88	0.59	1.07	1.55	2.02	2.50	2.98	3.46	3.94	4.42
198	<b>6.48</b>	<b>11.75</b>	<b>17.02</b>	<b>22.29</b>	<b>27.56</b>	<b>32.83</b>	<b>38.11</b>	<b>43.38</b>	<b>48.65</b>
5.03	0.60	1.09	1.58	2.07	2.56	3.05	3.54	4.03	4.52
204	<b>7.34</b>	<b>12.52</b>	<b>17.70</b>	<b>22.88</b>	<b>28.05</b>	<b>33.23</b>	<b>38.41</b>	<b>43.59</b>	<b>48.77</b>
5.18	0.68	1.16	1.64	2.13	2.61	3.09	3.57	4.05	4.53

Height in Inches and Meters

STATIC PRESSURE DROP IN INCHES AND MILLIMETERS OF WATER



AIR VELOCITY IN FEET AND METERS PER MINUTE THROUGH FREE AREA

### For a 48" X 48" sized louver

**Construction Specialties, Inc.**  
**Manufacturing & Sales Location**  
[www.c-sgroup.com](http://www.c-sgroup.com)

**Cranford, New Jersey**  
 49 Meeker Avenue 07016  
 Telephone: (800) 631-7379  
 Fax: (905) 272-2920

**Mississauga, Ontario**  
 895 Lakefront Promenade L5E 2C2  
 Telephone: (888) 895-8955  
 Fax: (905) 274-6241

*A member of the C/S Group of Companies  
 For assistance with overseas requirements,  
 call C/S International (908) 236-0800*

Upper Numerals English Units/Lower Numerals Metric Units  
 A4080-3-A4085-3