



# Expansion Joint Covers

## HC & HCW Series

### Technical Data:

- Dual Durometer 80 Shore A / 97 Shore A, ASTM D2000
- Available in 1 standard color (white).

### Product Description:

This ceiling cover is designed for interior applications where low maintenance is desirable.

### Use This Cover For:

- Interior applications in acoustical ceilings.

### Performance Characteristics:

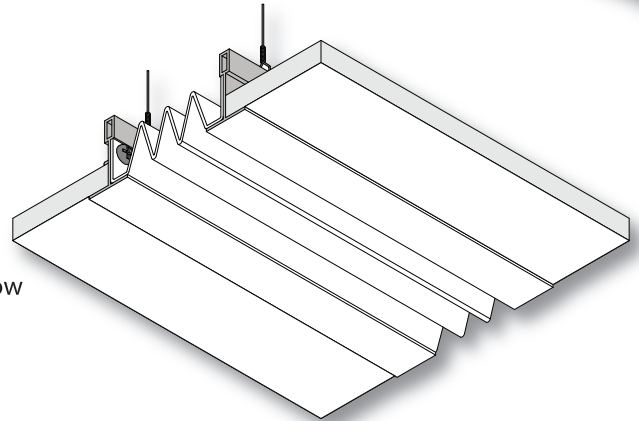
This simple ceiling cover has a ribbed center that allows for movement.

### Standard Finishes:

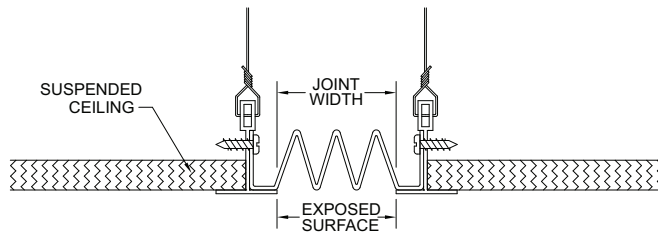
Cover only available in white.

### Installation Guidelines:

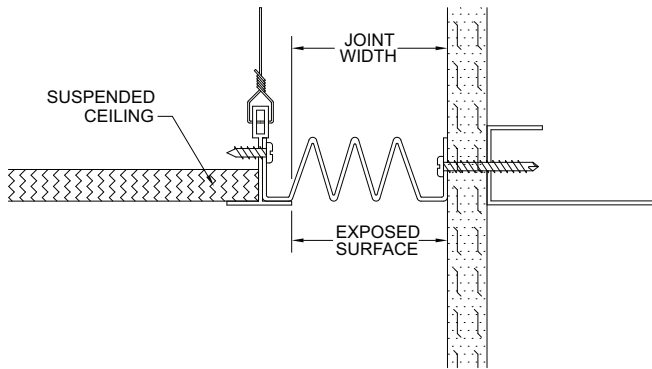
Fasten the cover onto ceiling tracks using the C/S supplied screws. Lay adjacent ceiling tiles into place. For the complete installation instructions, please visit [www.c-sgroup.com](http://www.c-sgroup.com).



MODEL	JOINT WIDTH	MINIMUM OPENING	MAXIMUM OPENING	EXPOSED SURFACE	BLOCKOUT WIDTH	BLOCKOUT HEIGHT
HC-100	1.00" (25mm)	0.00" (0mm)	6.00" (152mm)	1.00" (25mm)	N/A	N/A
HC-200	2.00" (51mm)	0.00" (0mm)	6.00" (152mm)	2.00" (51mm)	N/A	N/A
HC-300	3.00" (76mm)	0.00" (0mm)	10.00" (254mm)	3.00" (76mm)	N/A	N/A
HC-400	4.00" (102mm)	0.00" (0mm)	10.00" (254mm)	4.00" (102mm)	N/A	N/A
HCW-100	1.00" (25mm)	0.00" (0mm)	6.00" (152mm)	1.50" (38mm)	N/A	N/A
HCW-200	2.00" (51mm)	0.00" (0mm)	6.00" (152mm)	2.50" (64mm)	N/A	N/A
HCW-300	3.00" (76mm)	0.00" (0mm)	10.00" (254mm)	3.50" (89mm)	N/A	N/A
HCW-400	4.00" (102mm)	0.00" (0mm)	10.00" (254mm)	4.50" (114mm)	N/A	N/A



HC (TYP.)



HCW (TYP.)