



# Expansion Joint Covers

## FWS-M & FWSC-M 500/1000 Series

### Technical Data:

#### Aluminum

- Extrusion – C/S uses multiple alloys & tempers which are established to be the most appropriate for the given use of individual parts. Will be one of the following:(6063-T5, T6, T52) (6061-T5, T6, T51) (6105-T5, T6) (6005-T5) (6005A-T5, T61)

#### Primary Seal

- Single Durometer 70 Shore-A, ASTM D2000
- Available in 4 colors.

### Product Description:

This single gasket, serrated wall and ceiling cover is ideal for applications where minimal visual impact is preferred. The covers used for FWS offer slightly more expansion than the FWF covers.

### Use This Cover For:

- Suitable for masonry and plaster wall and ceiling construction – retainer configuration variable to suit flat and corner applications.
- Where hygiene is important.

### Performance Characteristics:

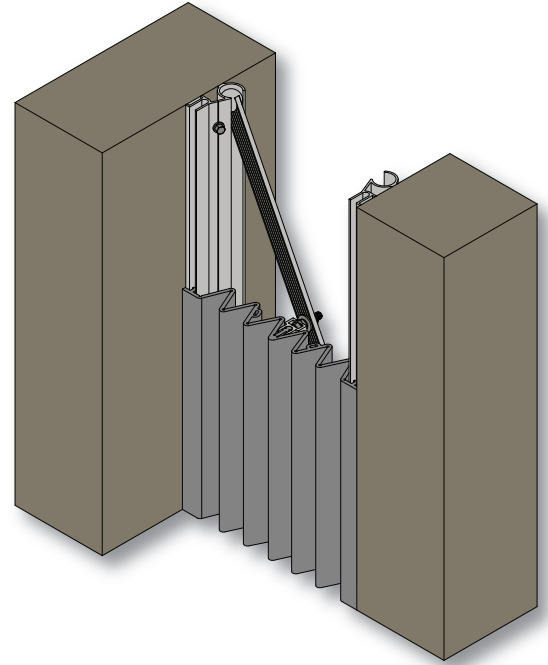
The thermoplastic gasket has edges designed to lock into the aluminum retainers. This prevents hairline gaps from opening between the gasket and retainer ensuring a hygienic seal. The center section of the gasket is ribbed to allow for movement up to 100%.

### Standard Finishes:

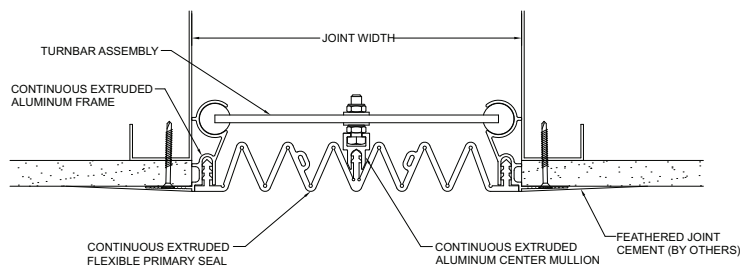
Mill finish on any exposed aluminum. Gasket is available in Black, White, Gray, & Greige.

### Installation Guidelines:

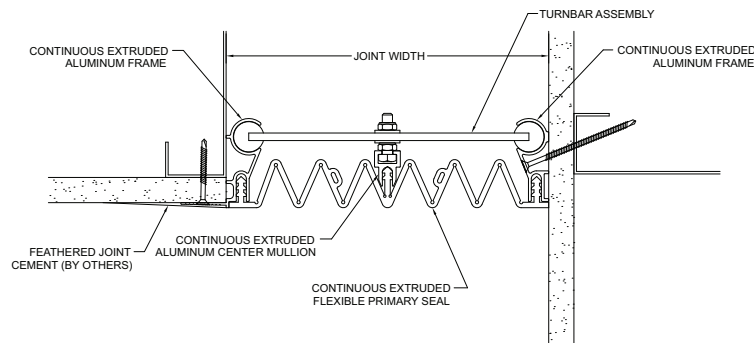
Attach the aluminum retainers to the wall using mechanical fasteners. Install gasket into the retainers. Apply the appropriate wall finish as required. For the complete installation instructions, please visit [www.c-sgroup.com](http://www.c-sgroup.com).



MODEL	JOINT WIDTH	MINIMUM OPENING	MAXIMUM OPENING	EXPOSED SURFACE	BLOCKOUT WIDTH	BLOCKOUT HEIGHT
FWS-500M	5.00" (127mm)	1.75" (44mm)	10.00" (254mm)	5.00" (127mm)	N/A	N/A
FWS-600M	6.00" (152mm)	1.75" (44mm)	12.00" (305mm)	6.00" (152mm)	N/A	N/A
FWS-700M	7.00" (178mm)	2.50" (64mm)	14.00" (356mm)	7.00" (178mm)	N/A	N/A
FWS-800M	8.00" (203mm)	2.50" (64mm)	16.00" (406mm)	8.00" (203mm)	N/A	N/A
FWS-900M	9.00" (229mm)	2.50" (64mm)	18.00" (457mm)	9.00" (229mm)	N/A	N/A
FWS-1000M	10.00" (254mm)	2.50" (64mm)	20.00" (508mm)	10.00" (254mm)	N/A	N/A
FWSC-500M	5.00" (127mm)	1.75" (44mm)	10.00" (254mm)	5.00" (127mm)	N/A	N/A
FWSC-600M	6.00" (152mm)	1.75" (44mm)	12.00" (305mm)	6.00" (152mm)	N/A	N/A
FWSC-700M	7.00" (178mm)	2.50" (64mm)	14.00" (356mm)	7.00" (178mm)	N/A	N/A
FWSC-800M	8.00" (203mm)	2.50" (64mm)	16.00" (406mm)	8.00" (203mm)	N/A	N/A
FWSC-900M	9.00" (229mm)	2.50" (64mm)	18.00" (457mm)	9.00" (229mm)	N/A	N/A
FWSC-1000M	10.00" (254mm)	2.50" (64mm)	20.00" (508mm)	10.00" (254mm)	N/A	N/A



**FWS-500/1000M**



**FWSC-500/1000M**

**NOTE: No turnbar required for 5" and 6" models.**