



Expansion Joint Covers

FWF-M & FWFC-M 600/1000 Series

Technical Data:

Aluminum

- Extrusion – C/S uses multiple alloys & tempers which are established to be the most appropriate for the given use of individual parts. Will be one of the following:(6063-T5, T6, T52) (6061-T5, T6, T51) (6105-T5, T6) (6005-T5) (6005A-T5, T61)

Primary Seal

- Single Durometer 70 Shore-A, ASTM D2000
- Available in 4 colors.

Product Description:

This single gasket, wall and ceiling cover is ideal for applications where minimal visual impact is preferred.

Use This Cover For:

- Suitable for most masonry and plaster wall and ceiling construction – retainer configuration variable to suit flat and corner applications.
- Where hygiene is important.

Performance Characteristics:

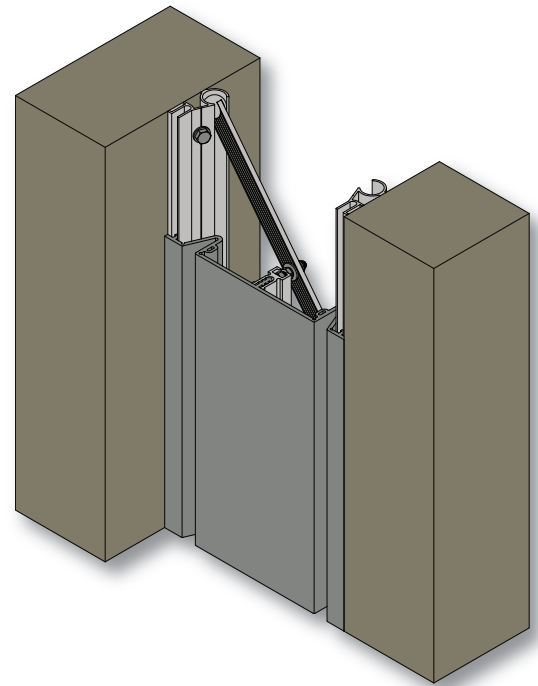
The thermoplastic gasket has edges designed to lock into the aluminum retainers. This prevents hairline gaps from opening between the gasket and retainer ensuring a hygienic seal. The center section of the gasket flexes to allow full movement. The gaskets are supported with aluminum an aluminum center mullion and turnbars (7" and larger).

Standard Finishes:

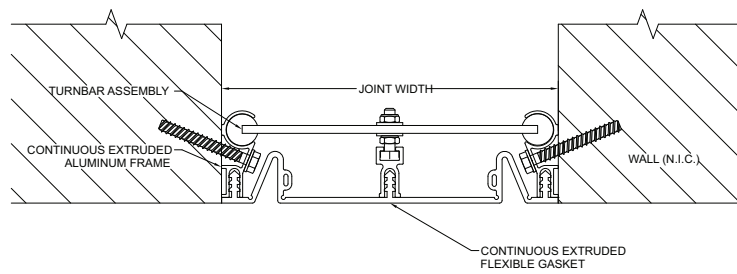
Mill finish on any exposed aluminum. Gasket is available in Black, White, Gray, & Greige.

Installation Guidelines:

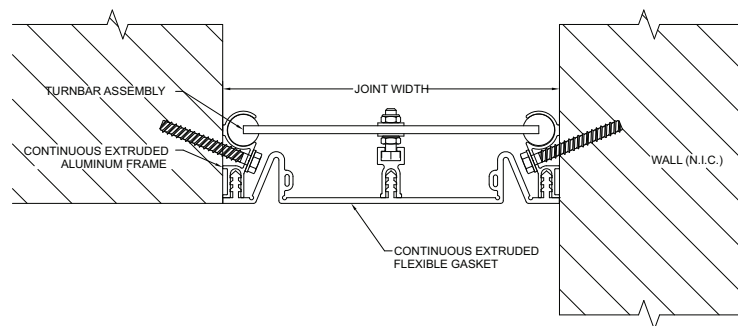
Attach the aluminum retainers to the wall using mechanical fasteners. Install gasket into the retainers. Apply the appropriate wall finish as required. For the complete installation instructions, please visit www.c-sgroup.com.



MODEL	JOINT WIDTH	MINIMUM OPENING	MAXIMUM OPENING	EXPOSED SURFACE	BLOCKOUT WIDTH	BLOCKOUT HEIGHT
FWF-600M	6.00" (152mm)	1.75" (44mm)	9.00" (229mm)	6.00" (152mm)	N/A	N/A
FWF-700M	7.00" (178mm)	2.50" (64mm)	10.50" (267mm)	7.00" (178mm)	N/A	N/A
FWF-800M	8.00" (203mm)	2.50" (64mm)	12.00" (305mm)	8.00" (203mm)	N/A	N/A
FWF-900M	9.00" (229mm)	2.50" (64mm)	14.50" (368mm)	9.00" (229mm)	N/A	N/A
FWF-1000M	10.00" (254mm)	2.50" (64mm)	15.00" (381mm)	10.00" (254mm)	N/A	N/A
FWFC-600M	6.00" (152mm)	1.75" (44mm)	9.00" (229mm)	6.00" (152mm)	N/A	N/A
FWFC-700M	7.00" (178mm)	2.50" (64mm)	10.50" (267mm)	7.00" (178mm)	N/A	N/A
FWFC-800M	8.00" (203mm)	2.50" (64mm)	12.00" (305mm)	8.00" (203mm)	N/A	N/A
FWFC-900M	9.00" (229mm)	2.50" (64mm)	14.50" (368mm)	9.00" (229mm)	N/A	N/A
FWFC-1000M	10.00" (254mm)	2.50" (64mm)	15.00" (381mm)	10.00" (254mm)	N/A	N/A



FWF-600/1000M



FWFC-600/1000M

NOTE: No turnbar required for 6" models.