



Expansion Joint Covers

FCS & FCSC 500/1000 Series

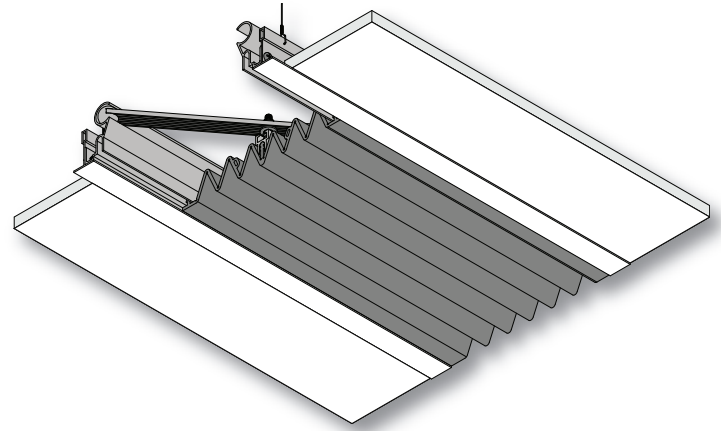
Technical Data:

Aluminum

- Extrusion – C/S uses multiple alloys & tempers which are established to be the most appropriate for the given use of individual parts. Will be one of the following: (6063-T5, T6, T52) (6061-T5, T6, T51) (6105-T5, T6) (6005-T5) (6005A-T5, T61)

Primary Seal

- Single Durometer 70 Shore A, ASTM D2000
- Available in 4 colors.



Product Description:

This single gasket, ceiling cover is ideal for applications where minimal visual impact is preferred. These models are also designed to match Thinline covers used on the wall. The gaskets used for FCS offer more expansion than the FCF covers.

Use This Cover For:

- Ceiling applications to align with and match Thinline covers used on the wall.
- Suitable for acoustical tile ceiling construction frame configuration variable to suit flat and corner applications.
- Where hygiene is important.

Performance Characteristics:

The thermoplastic gasket has edges designed to lock into the aluminum side frames. This prevents hairline gaps from opening between the gasket and frame ensuring a hygienic seal. The center section of the gasket is ribbed to allow for movement up to 100%. The gaskets are supported with an aluminum center mullion and turnbars (7" and larger).

Standard Finishes:

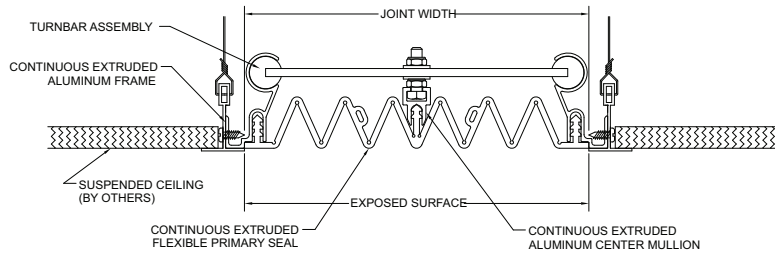
Mill finish on any exposed aluminum. Gasket is available in Black, White, Gray, & Greige.

Installation Guidelines:

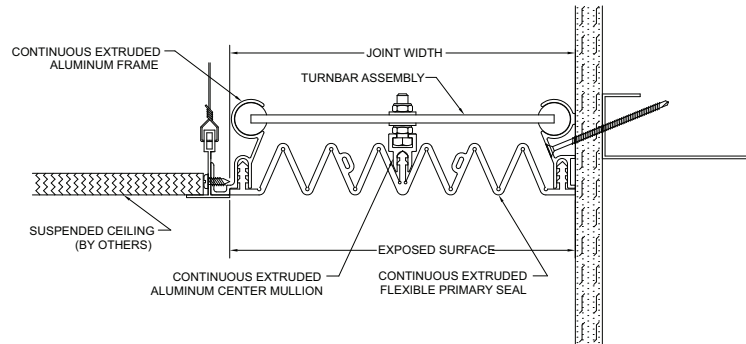
Attach the retainer to the ceiling with fasteners supplied by C/S. Insert the edges of the primary seal into the retainer. For the complete installation instructions, please visit www.c-sgroup.com.

MODEL	JOINT WIDTH	MINIMUM OPENING	MAXIMUM OPENING	EXPOSED SURFACE	BLOCKOUT WIDTH	BLOCKOUT HEIGHT
FCS-500	5.00" (127mm)	1.75" (44mm)	10.00" (254mm)	5.00" (127mm)	N/A	N/A
FCS-600	6.00" (152mm)	1.75" (44mm)	12.00" (305mm)	6.00" (152mm)	N/A	N/A
FCS-700	7.00" (178mm)	2.50" (64mm)	14.00" (356mm)	7.00" (178mm)	N/A	N/A
FCS-800	8.00" (203mm)	2.50" (64mm)	16.00" (406mm)	8.00" (203mm)	N/A	N/A
FCS-900	9.00" (229mm)	2.50" (64mm)	18.00" (457mm)	9.00" (229mm)	N/A	N/A
FCS-1000	10.00" (254mm)	2.50" (64mm)	20.00" (508mm)	10.00" (254mm)	N/A	N/A
FCSC-500	5.00" (127mm)	1.75" (44mm)	10.00" (254mm)	5.00" (127mm)	N/A	N/A
FCSC-600	6.00" (152mm)	1.75" (44mm)	12.00" (305mm)	6.00" (152mm)	N/A	N/A
FCSC-700	7.00" (178mm)	2.50" (64mm)	14.00" (356mm)	7.00" (178mm)	N/A	N/A
FCSC-800	8.00" (203mm)	2.50" (64mm)	16.00" (406mm)	8.00" (203mm)	N/A	N/A
FCSC-900	9.00" (229mm)	2.50" (64mm)	18.00" (457mm)	9.00" (229mm)	N/A	N/A
FCSC-1000	10.00" (254mm)	2.50" (64mm)	20.00" (508mm)	10.00" (254mm)	N/A	N/A

NOTE: No turnbar required for 5" and 6" models.



FCS-500/1000



FCSC-500/1000