



# Expansion Joint Covers

## AFW-X & AFWC-X Series

### Technical Data:

#### Aluminum

- Extrusion – C/S uses multiple alloys & tempers which are established to be the most appropriate for the given use of individual parts. Will be one of the following:(6063-T5, T6, T52) (6061-T5, T6, T51) (6105-T5, T6) (6005-T5) (6005A-T5, T61)
- Sheet – 6061-T6, 3003-H14, 5005-H34, ASTM B209

#### Duroflex Gasket

- Single Durometer – 65 Shore A, ASTM D2000
- Color – Gray

#### Vapor Barrier

- Material – Polyethylene, ASTM E-1745-97
- Color – Black
- 3" Tensile Strength – 275 lbs., ASTM-882
- Puncture Strength – 72 lbs., ASTM-4833
- PPT Resistance – 45 lbs., ASTM-2582

### Product Description:

This metal wall cover is designed for exterior applications where low maintenance or tamper-resistant applications are desirable.

### Use This Cover For:

- Exterior applications
- Can be flush or surface mounted, depending on finish.

### Performance Characteristics:

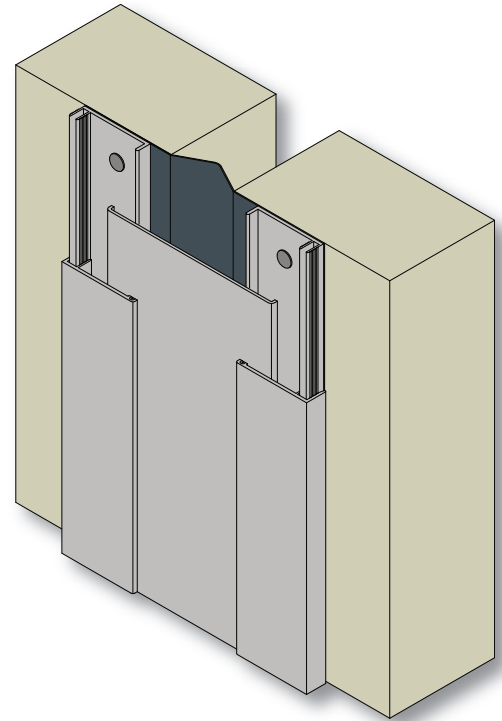
Free-floating aluminum center plate spans joint and slides between frame assemblies to allow movement when required. Cover can be painted to match wall finish.

### Standard Finishes:

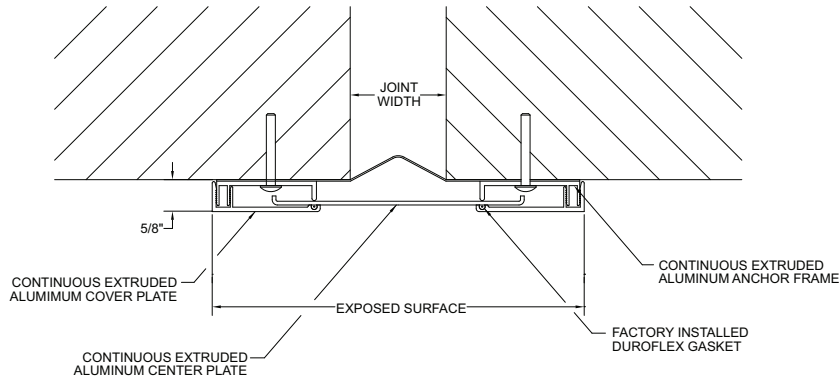
Clear anodize finish. Kynar® paint available.

### Installation Guidelines:

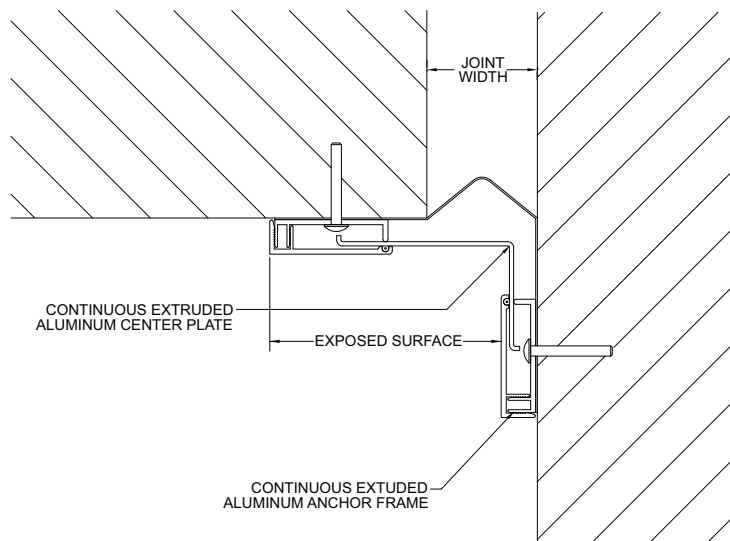
Install frame over the vapor barrier with the anchor bolts as supplied by C/S. The center plate is retained by the cover plates, which engage interlocking channels. For the complete installation instructions, please visit [www.c-sgroup.com](http://www.c-sgroup.com).



MODEL	JOINT WIDTH	MINIMUM OPENING	MAXIMUM OPENING	EXPOSED SURFACE	BLOCKOUT WIDTH	BLOCKOUT HEIGHT
AFW-100X	1.00" (25mm)	0.25" (6mm)	1.88" (48mm)	5.00" (127mm)	2.00" (51mm)	0.63" (16mm)
AFW-200X	2.00" (51mm)	0.38" (10mm)	3.50" (89mm)	7.75" (197mm)	2.88" (73mm)	0.63" (16mm)
AFW-300X	3.00" (76mm)	0.00" (0mm)	6.38" (162mm)	10.75" (273mm)	3.88" (98mm)	0.63" (16mm)
AFW-400X	4.00" (102mm)	1.00" (25mm)	7.38" (187mm)	11.75" (298mm)	3.88" (98mm)	0.63" (16mm)
AFW-500X	5.00" (127mm)	2.25" (57mm)	8.00" (203mm)	12.75" (324mm)	3.88" (98mm)	0.63" (16mm)
AFW-600X	6.00" (152mm)	3.25" (83mm)	9.00" (229mm)	13.75" (349mm)	3.88" (98mm)	0.63" (16mm)
AFW-700X	7.00" (178mm)	3.00" (76mm)	11.00" (279mm)	17.00" (432mm)	5.00" (127mm)	0.63" (16mm)
AFW-800X	8.00" (203mm)	4.00" (102mm)	12.00" (305mm)	18.00" (457mm)	5.00" (127mm)	0.63" (16mm)
AFWC-100X	1.00" (25mm)	0.63" (16mm)	1.44" (37mm)	2.38" (60mm)	2.00" (51mm)	0.63" (16mm)
AFWC-200X	2.00" (51mm)	1.19" (30mm)	2.75" (70mm)	4.25" (108mm)	2.88" (73mm)	0.63" (16mm)
AFWC-300X	3.00" (76mm)	1.50" (38mm)	4.69" (119mm)	6.25" (159mm)	3.88" (98mm)	0.63" (16mm)
AFWC-400X	4.00" (102mm)	2.50" (64mm)	5.69" (144mm)	7.25" (184mm)	3.88" (98mm)	0.63" (16mm)
AFWC-500X	5.00" (127mm)	3.50" (89mm)	6.50" (165mm)	8.25" (210mm)	3.88" (98mm)	0.63" (16mm)
AFWC-600X	6.00" (152mm)	4.50" (114mm)	7.50" (191mm)	9.25" (235mm)	3.88" (98mm)	0.63" (16mm)
AFWC-700X	7.00" (178mm)	5.00" (127mm)	9.00" (229mm)	11.38" (289mm)	5.00" (127mm)	0.63" (16mm)
AFWC-800X	8.00" (203mm)	6.00" (152mm)	10.00" (254mm)	12.38" (314mm)	5.00" (127mm)	0.63" (16mm)



AFW-X (Typ.)



AFWC-X (Typ.)