

TREADLINE WITH TAPERED ALUMINUM FRAME



INSERT STYLE:

INSERT COLOR:

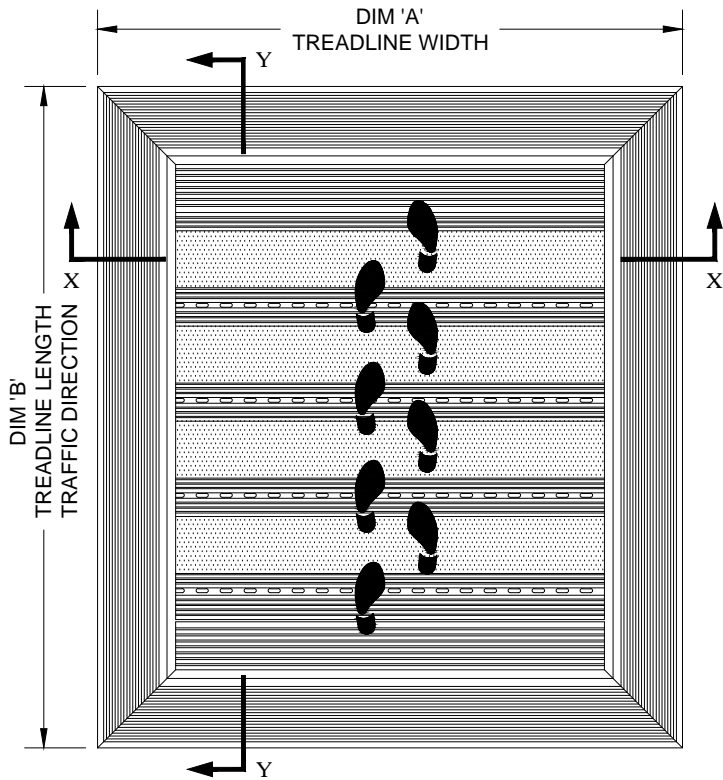
CATALOG NUMBER: T1

PART NUMBER:

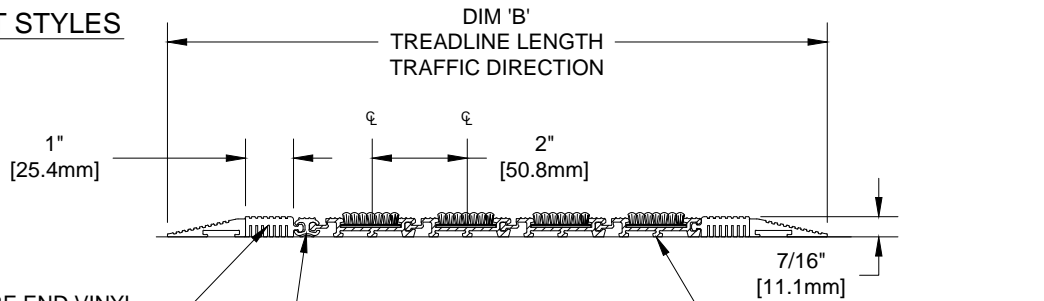
NO.	REVISION	DATE	BY
NO.	F&F RELEASE	DATE	BY

	
EXTERIOR CARPET T1EC 19C018XXX	HEAVY-DUTY CARPET T1HC 19C010XXX

TREADLINE INSERT STYLES



TYPICAL PLAN VIEW

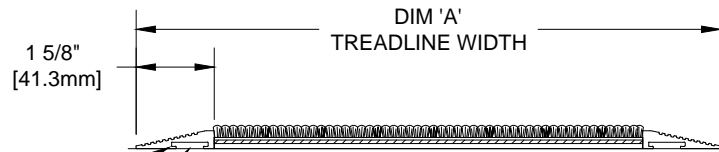


SECTION Y-Y

SQUARE END VINYL
1" (25.4mm) WIDE (17V013XXX)
2" (50.8mm) WIDE (17V014XXX)

DOUBLE FEMALE
CONNECTING RAIL
(18N008XXX)

EXTRUDED VINYL RAIL
(18N006XXX)



SECTION X-X

TAPERED ALUMINUM
FRAME (17A005XXX)
DOUBLE FACED
TAPE (90M003002)

NOTES:

*ALL SURFACES IN CONTACT WITH MASONRY ARE TO RECEIVE A COAT OF ZINC CHROMATE PRIMER

*MAX. SINGLE GRID SIZE NOT TO EXCEED 12'-0" (3.66M) IN WIDTH (DIM "A") OR 100 SQUARE FEET

*PLEASE VERIFY TRAFFIC DIRECTION

*ADDITIONAL SPECIFICATIONS ARE CONTAINED IN THE LATEST C/S CATALOG OR AT C-SGROUP.COM AND ARE CONSIDERED PART OF THIS TRANSMITTAL.

*TREADLINE SHALL BE ABLE TO SUPPORT A 300 LB. ROLLING LOAD.



6896 Route 405 Highway, Muncy PA 17756
(800) 233-8493 *Fax (570) 546-4892 www.c-sgroup.com

PLEASE VERIFY ALL	QTY	MARK #	LOCATION	MODEL	DIM 'A' WIDTH	DIM 'B' LENGTH	VINYL RAIL COLOR	FRAME FINISH
							BLACK BROWN	
							BLACK BROWN	
							BLACK BROWN	
							BLACK BROWN	

PROJECT:		
LOCATION:		
CONTRACTOR:		
AGENT:		SHT:
DRG. BY:	DATE:	JOB NO.: