

TREADLINE WITH ALUMINUM PIPESTEM FRAME & VINYL ON ALL SIDES

INSERT STYLE:

INSERT COLOR:

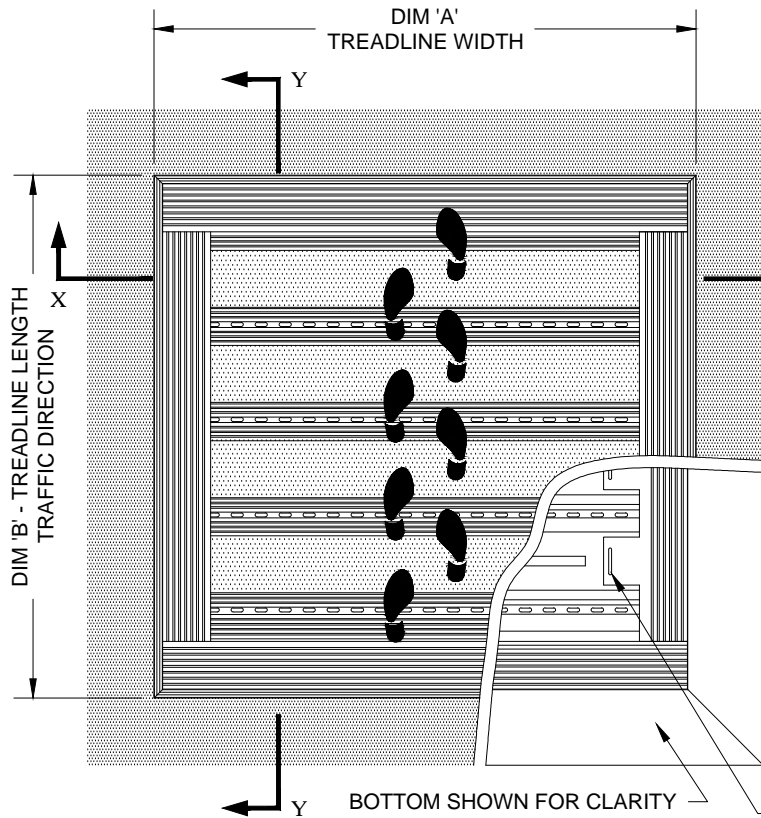
CATALOG NUMBER: T1

PART NUMBER:

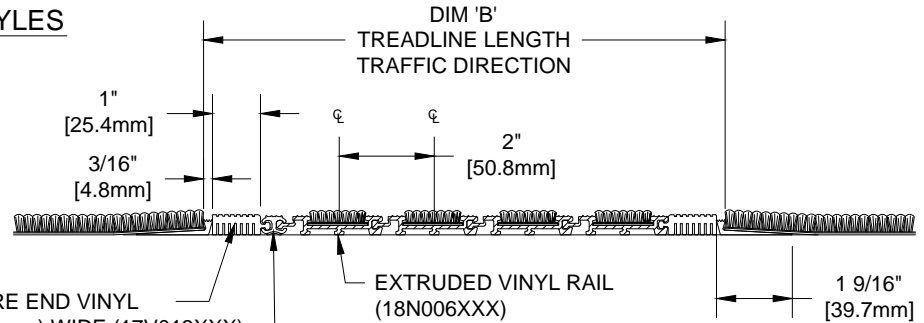
NO.	REVISION	DATE	BY
NO.	F&F RELEASE	DATE	BY

	
EXTERIOR CARPET T1EC 19C018XXX	HEAVY-DUTY CARPET T1HC 19C010XXX

TREADLINE INSERT STYLES




TYPICAL PLAN VIEW



SECTION Y-Y

SQUARE END VINYL
1" (25.4mm) WIDE (17V013XXX)
2" (50.8mm) WIDE (17V014XXX)
TO BE FIELD TRIMMED

DOUBLE FEMALE
CONNECTING RAIL
(18N008XXX)



SECTION X-X

SQUARE EDGE VINYL
1" (25.4mm) WIDE (17V015XXX)
2" (50.8mm) WIDE (17V016XXX)
TO BE FIELD TRIMMED

SQUARE EDGE VINYL
STAPLED TO RAILS

DOUBLE FACED
TAPE (90M003002)
EXTRUDED ALUMINUM
PIPESTEM FRAME
(17A004XXX)

NOTES:

*ALL SURFACES IN CONTACT WITH MASONRY ARE TO RECEIVE A COAT OF ZINC CHROMATE PRIMER

*MAX. SINGLE GRID SIZE NOT TO EXCEED 12'-0" (3.66M) IN WIDTH (DIM "A") OR 100 SQUARE FEET

*PLEASE VERIFY TRAFFIC DIRECTION

*ADDITIONAL SPECIFICATIONS ARE CONTAINED IN THE LATEST C/S CATALOG OR AT C-SGROUP.COM AND ARE CONSIDERED PART OF THIS TRANSMITTAL.

*TREADLINE SHALL BE ABLE TO SUPPORT A 300 LB. ROLLING LOAD.

CS Construction Specialties
6696 Route 405 Highway, Muncy PA 17756
(800) 233-8463 • Fax (570) 546-8892 • www.c-sgroup.com

PLEASE VERIFY ALL	QTY	MARK #	LOCATION	MODEL	DIM 'A' WIDTH	DIM 'B' LENGTH	VINYL RAIL COLOR	FRAME FINISH
							BLACK BROWN	
							BLACK BROWN	
							BLACK BROWN	
							BLACK BROWN	

PROJECT:		
LOCATION:		
CONTRACTOR:		
AGENT:		SHT:
DRG. BY:	DATE:	JOB NO.: