

TREADLINE WITH NO FRAME



INSERT STYLE:

INSERT COLOR:

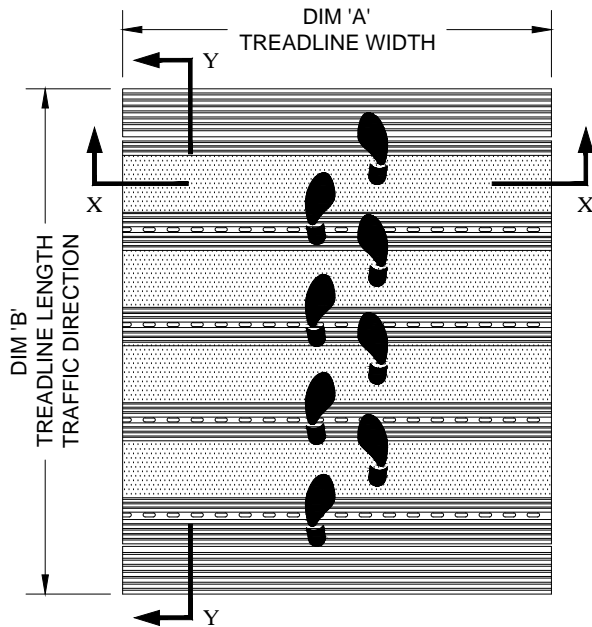
CATALOG NUMBER: T1

PART NUMBER:

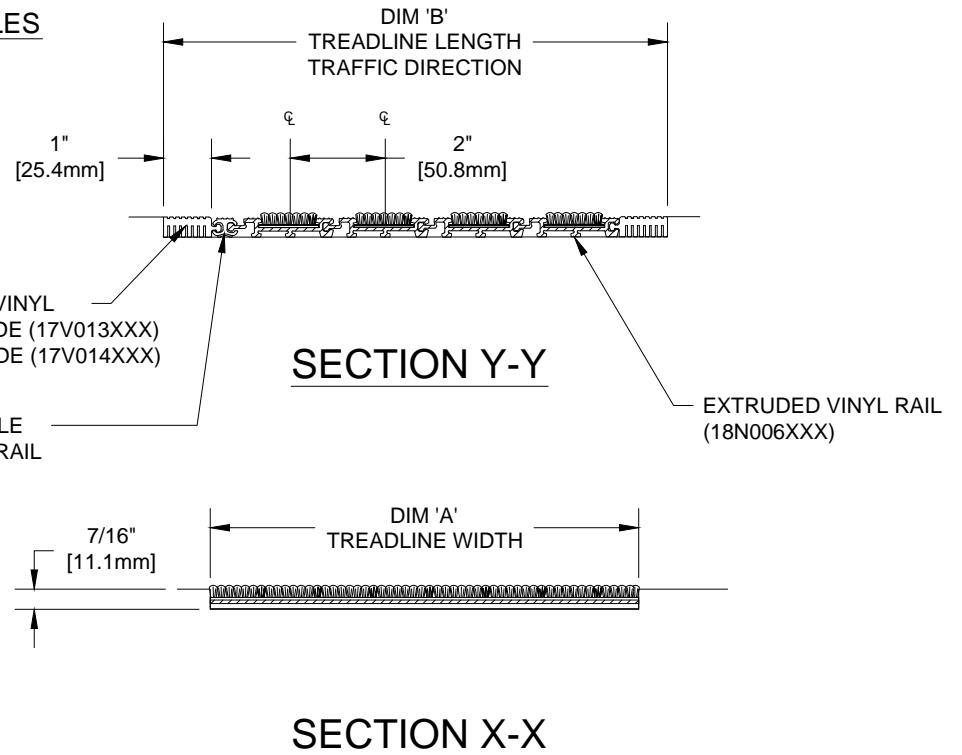
| | | | |
|-----|-------------|------|----|
| NO. | REVISION | DATE | BY |
| NO. | F&F RELEASE | DATE | BY |
| | | | |
| | | | |

| | |
|---|---|
|  |  |
| EXTERIOR CARPET T1EC 19C018XXX | HEAVY-DUTY CARPET T1HC 19C010XXX |

TREADLINE INSERT STYLES



TYPICAL PLAN VIEW



NOTES:

*PLEASE VERIFY TRAFFIC DIRECTION

*TREADLINE SHALL BE ABLE TO SUPPORT A 300 LB. ROLLING LOAD.

*MAX. SINGLE GRID SIZE NOT TO EXCEED 12'-0" (3.66M) IN WIDTH (DIM "A") OR 100 SQUARE FEET.

*ADDITIONAL SPECIFICATIONS ARE CONTAINED IN THE LATEST C/S CATALOG OR AT C-SGROUP.COM AND ARE CONSIDERED PART OF THIS TRANSMITTAL.

CS Construction Specialties™
 6696 Route 405 Highway, Muncy PA 17756
 (800) 233-8493 • Fax (570) 546-4892 • www.c-sgroup.com

| PLEASE VERIFY ALL | QTY | MARK # | LOCATION | MODEL | DIM 'A' WIDTH | DIM 'B' LENGTH | VINYL RAIL COLOR | REMARKS |
|-------------------|-----|--------|----------|-------|---------------|----------------|------------------|---------|
| | | | | | | | BLACK BROWN | |
| | | | | | | | BLACK BROWN | |
| | | | | | | | BLACK BROWN | |
| | | | | | | | BLACK BROWN | |

| | | |
|-------------|-------|----------|
| PROJECT: | | |
| LOCATION: | | |
| CONTRACTOR: | | |
| AGENT: | | SHT: |
| DRG. BY: | DATE: | JOB NO.: |