

TREADLINE WITH NO FRAME & VINYL ON ALL SIDES



INSERT STYLE:

INSERT COLOR:

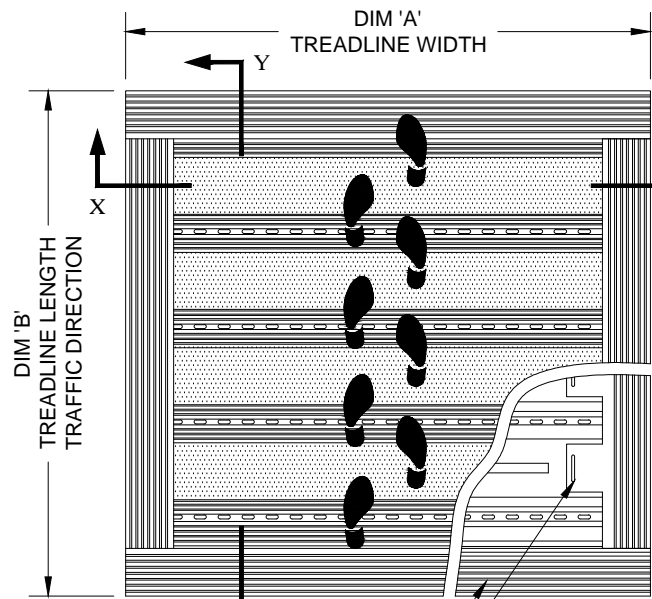
CATALOG NUMBER: T1

PART NUMBER:

NO.	REVISION	DATE	BY
NO.	F&F RELEASE	DATE	BY

 EXTERIOR CARPET T1EC 19C018XXX  
 HEAVY-DUTY CARPET T1HC 19C010XXX

TREADLINE INSERT STYLES



TYPICAL PLAN VIEW

SQUARE END VINYL  
 1" (25.4mm) WIDE (17V013XXX)  
 2" (50.8mm) WIDE (17V014XXX)

DOUBLE FEMALE  
 CONNECTING RAIL  
 (18N008XXX)

SQUARE EDGE VINYL  
 1" (25.4mm) WIDE (17V015XXX)  
 2" (50.8mm) WIDE (17V016XXX)  
 TO BE FIELD TRIMMED

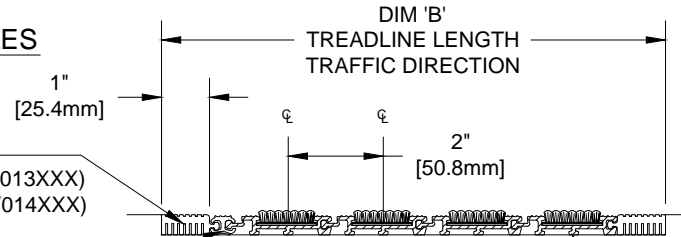
DIM 'B'  
 TREADLINE LENGTH  
 TRAFFIC DIRECTION

DIM 'A'  
 TREADLINE WIDTH

DIM 'B'  
 TREADLINE LENGTH  
 TRAFFIC DIRECTION

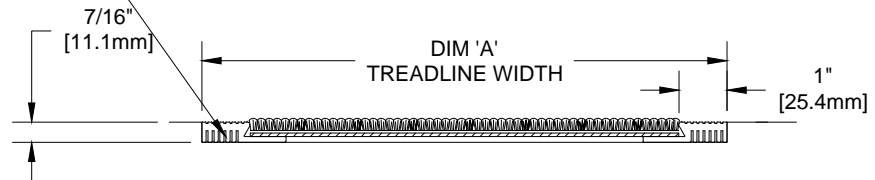
BOTTOM SHOWN FOR CLARITY

SQUARE EDGE VINYL  
 STAPLED TO RAILS



SECTION Y-Y

EXTRUDED VINYL RAIL  
 (18N006XXX)



SECTION X-X

NOTES:

\*PLEASE VERIFY TRAFFIC DIRECTION

\*TREADLINE SHALL BE ABLE TO SUPPORT A 300 LB. ROLLING LOAD.

\*MAX. SINGLE GRID SIZE NOT TO EXCEED 12'-0" (3.66M) IN WIDTH (DIM "A") OR 100 SQUARE FEET.

\*ADDITIONAL SPECIFICATIONS ARE CONTAINED IN THE LATEST C/S CATALOG OR AT C-SGROUP.COM AND ARE CONSIDERED PART OF THIS TRANSMITTAL.


**Construction Specialties™**  
 6696 Route 405 Highway, Muncy PA 17756  
 (800) 233-8493 • Fax (570) 546-8992 • www.c-sgroup.com

PLEASE VERIFY ALL	QTY	MARK #	LOCATION	MODEL	DIM 'A' WIDTH	DIM 'B' LENGTH	VINYL RAIL COLOR	REMARKS
							BLACK BROWN	
							BLACK BROWN	
							BLACK BROWN	
							BLACK BROWN	

PROJECT:		
LOCATION:		
CONTRACTOR:		
AGENT:		SHT:
DRG. BY:	DATE:	JOB NO.: