

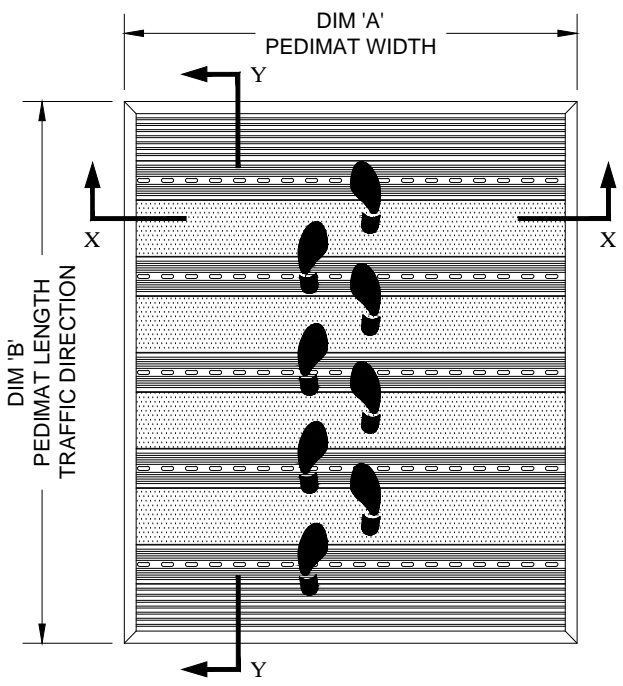
PEDIMAT WITH ALUMINUM LEVEL BASE FRAME

INSERT STYLE: _____ INSERT COLOR: _____ CATALOG NUMBER: M1 PART NUMBER: _____

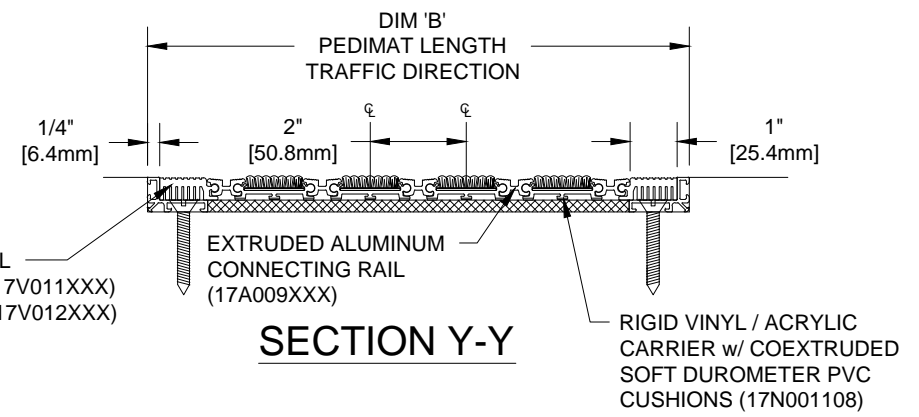
NO.	REVISION	DATE	BY
NO.	F&F RELEASE	DATE	BY



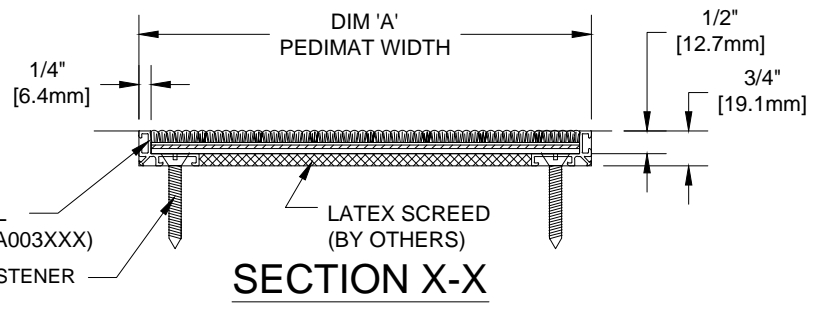
PEDIMAT INSERT STYLES



TYPICAL PLAN VIEW



SECTION Y-Y



SECTION X-X

NOTES:

*ALL SURFACES IN CONTACT WITH MASONRY ARE TO RECEIVE A COAT OF ZINC CHROMATE PRIMER

*PLEASE VERIFY TRAFFIC DIRECTION

*PEDIMAT SHALL BE ABLE TO SUPPORT A 350 LB. ROLLING LOAD. LARGER LOADING MAY BE ACCOMODATED. CONTACT C/S SALES WITH SPECIFIC LOADING REQUIREMENTS.

*MAX. SINGLE GRID SIZE NOT TO EXCEED 12'-0" (3.66M) IN WIDTH (DIM "A") OR 100 SQUARE FEET

*ADDITIONAL SPECIFICATIONS ARE CONTAINED IN THE LATEST C/S CATALOG OR AT C-SGROUP.COM AND ARE CONSIDERED PART OF THIS TRANSMITTAL.

6696 Route 405 Highway, Muncy PA 17756
 (800) 233-8493 • Fax (570) 546-8892 • www.c-sgroup.com

PLEASE VERIFY ALL	QTY	MARK #	LOCATION	MODEL	DIM 'A' WIDTH	DIM 'B' LENGTH	FINISH	NOTES

PROJECT:		
LOCATION:		
CONTRACTOR:		
AGENT:		SHT:
DRG. BY:	DATE:	JOB NO.: