

FLOOROMETRY 201 FLAT WEAVE

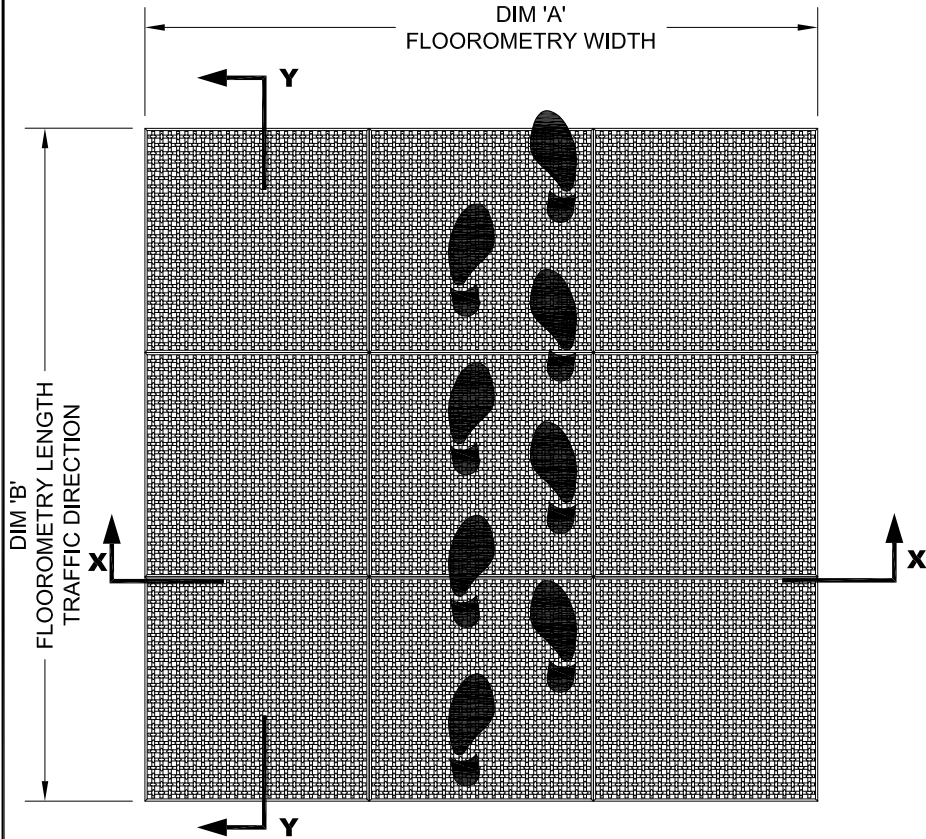
MESH INSERT MATERIALS: FLAT

MESH INSERT FINISH: MILL

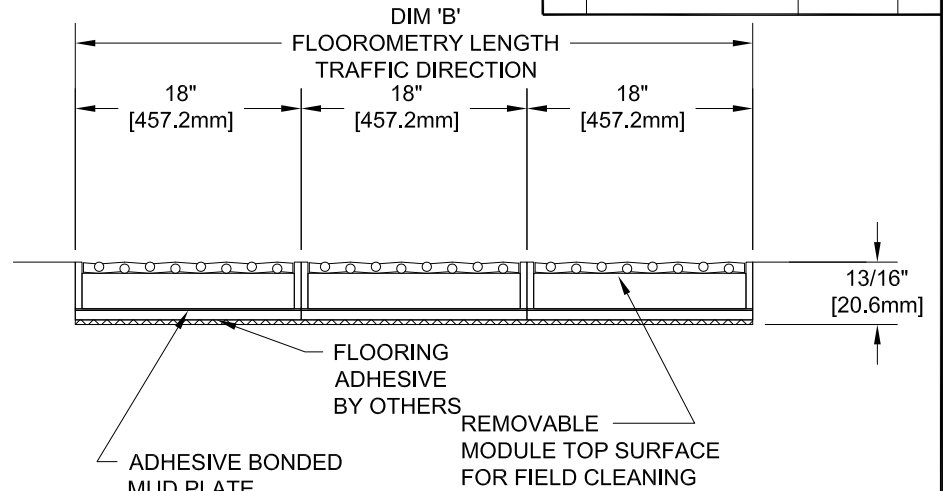
CATALOG NUMBER: 201

PART NUMBER:

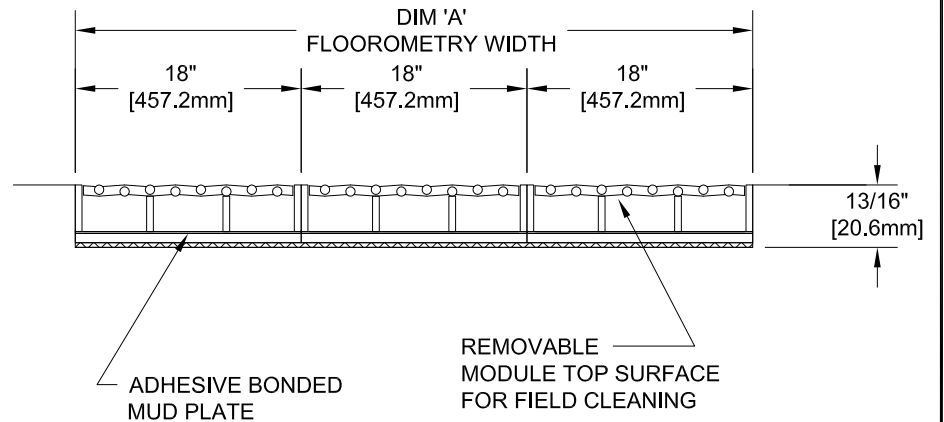
NO.	REVISION	DATE	BY
NO.	F&F RELEASE	DATE	BY



TYPICAL PLAN VIEW



SECTION Y-Y



SECTION X-X

NOTES:

*FLOOROMETRY MODULE SIZE IS 18" [457.2 mm] SQUARE. DETAIL SHOWS EVEN MODULE SIZES IN WIDTH (DIM 'A') AND LENGTH (DIM 'B'). PERIMETER CUT MODULES ARE AVAILABLE FROM THE FACTORY.

*FLOOROMETRY SHALL BE ABLE TO SUPPORT A 500LB ROLLING LOAD.

* SURFACE WIRE SPACING PROVIDES A 57.7% EFFECTIVE OPEN AREA FOR DIRT AND MOISTURE REMOVAL.

*ALL SURFACE WIRES AND SUPPORT BARS ARE ELECTRONICALLY RESISTANCE WELDED TO ENSURE CORRECT WEIGHT BEARING PROPERTIES. S/S BANDING TACK WELDED TO THE ASSEMBLY.

**ADDITIONAL SPECIFICATIONS ARE CONTAINED IN THE LATEST C/S CATALOG OR AT C-SGROUP.COM AND ARE CONSIDERED PART OF THIS TRANSMITTAL.

* SEE INSTALLATION INSTRUCTIONS FOR APPROVED ADHESIVES. ADHESIVE SUPPLIED BY OTHERS.

CS Construction Specialties™
 6696 Route 405 Highway, Muncy PA 17756
 (800) 233-8493 • Fax (570) 546-4692 • www.c-sgroup.com

PLEASE VERIFY ALL	QTY	MARK #	LOCATION	MODEL	DIM 'A' WIDTH	DIM 'B' LENGTH	REMARKS

PROJECT:		
LOCATION:		
CONTRACTOR:		
AGENT:		SHT:
DRG. BY:	DATE:	JOB NO.: