

**MACHINING SHEET**

PREFIT DOOR SIZE _____	DOOR FRAME OPENING SIZE _____			
OPENING SNGL _____ PAIR _____ DE _____ DUTCH* _____ * PROVIDE ALL DUTCH DOOR INFORMATION	FIRE RATING _____ "S" Label _____ PP _____	BLOCKING _____	DOOR FACE ACROVYN COLOR No. _____	DOOR EDGE ACROVYN COLOR No. _____

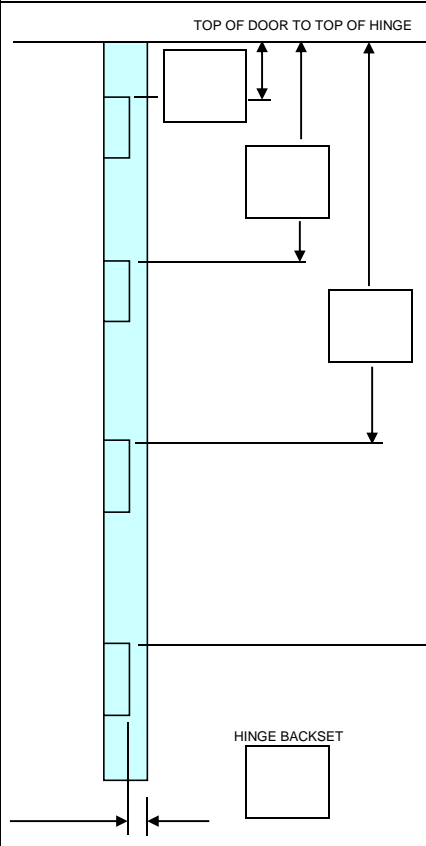
FLUSHBOLT (TOP, BOTTOM, MFG., MODEL, & TEMPLATE NO.) _____	CONCEALED CLOSER / STOP (DEGREE OF OPENING, MFG., MODEL & TEMPLATE NO.) _____
DEADLOCK (MFG., MODEL & TEMPLATE NO.) _____	

CVR - OTHER (MFG., MODEL & TEMPLATE NO.) _____	
--	---

OPT. KICKPLATE STAINLESS STL. _____ ACROVYN _____	DOOR NO. _____ SWING _____
SIZE (W x H) _____ PUSH SIDE _____	QTY. _____ PULL SIDE _____

* SEE ATTACHED SHEET FOR ADDITIONAL LIGHT KIT INFORMATION.	TOTAL DOORS THIS PAGE _____
--	-----------------------------

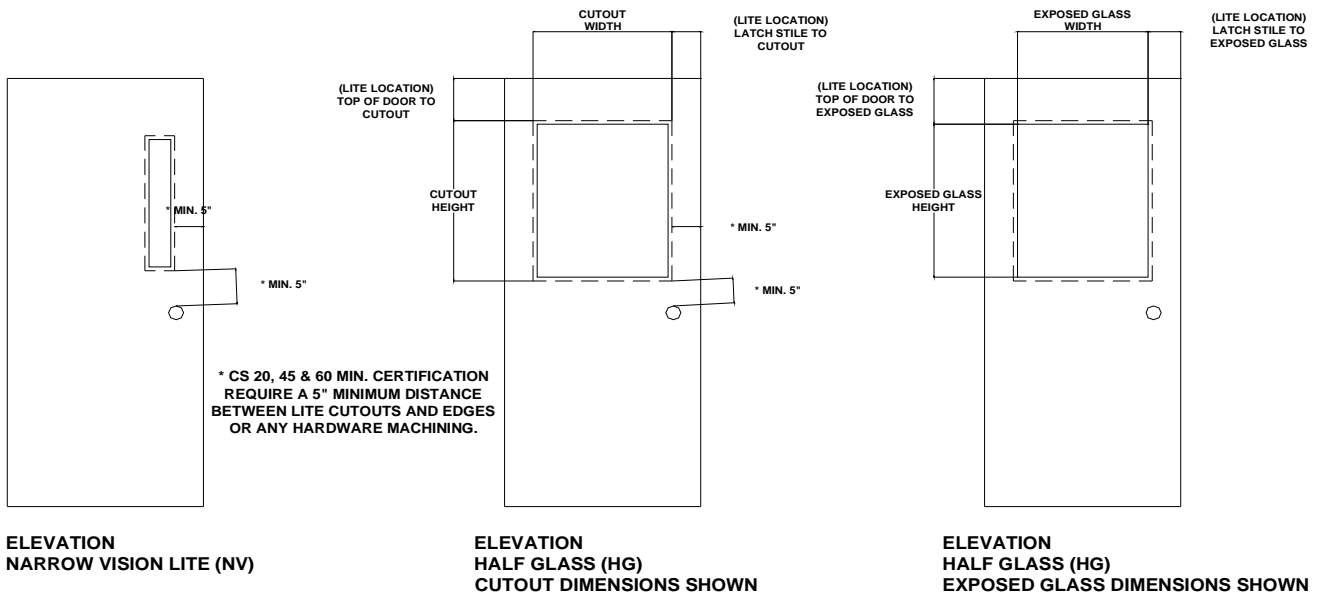
HINGE	LOCKSET
MANUFACTURER _____	MANUFACTURER _____
MFG. MODEL NO. _____	MFG. MODEL NO. _____
SIZE (HEIGHT x THICKNESS) _____	CYLINDRICAL _____ MORTISE _____
TEMPLATE NO. _____	TEMPLATE NO. _____



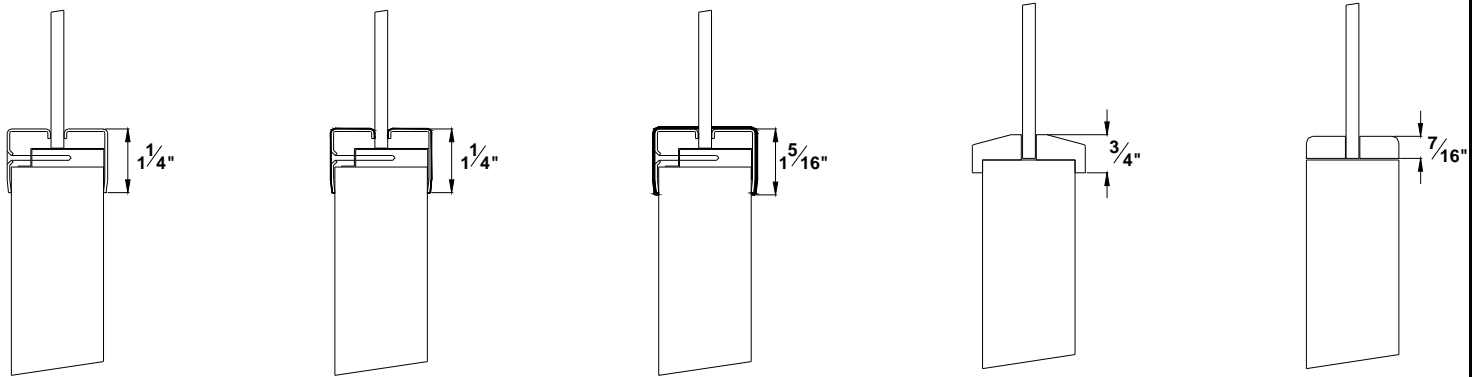
CUSTOMER _____	PROJECT _____
----------------	---------------

APPROVAL SIGNATURE _____	DATE _____	PAGE _____ OF _____
--------------------------	------------	---------------------

## LITE KIT INFORMATION



### TYPICAL LITE KIT ELEVATIONS - SIZE AND LOCATION GUIDE



**METAL LITE KIT\*  
STD. PRIMED FINISH**

**WOOD VENEER  
LITE KIT\***

**ACROVYN VENEER  
LITE KIT\***

**WOOD OVERLAP LITE KIT  
FINISHED TO MATCH  
LAMINATE SELECTION**

**WOOD BEAD LITE KIT  
FINISHED TO MATCH  
LAMINATE SELECTION**

\* ALL METAL STAMPINGS, INC., MODEL 110 LOW PROFILE LITE KITS ARE CS STANDARD FOR METAL, WOOD & ACROVYN VENEER REQUIREMENTS AND WILL BE SUPPLIED UNLESS NOTIFIED OTHERWISE.

### STANDARD CS LITE KIT PROFILES



Construction Specialties, Inc • 3 Werner Way • Lebanon, NJ 08833  
(800) 972-7214 • Fax: (908) 849-4285 • email: [acrovyn@cs-group.com](mailto:acrovyn@cs-group.com)